

Producer Soil Test

For further information contact:

TO:Varri, Sal
12847 SE Hwy 441
Okeechobee, FL 34974
Tel: 863-357-2747

Culbert, Dan
Okeechobee County Coop Extn Service
458 Hwy 98 N
Okeechobee, FL 34972-2303
Tel: 863-763-6469
Email: dfculbert@ifas.ufl.edu

Client Identification: Field 1

Set Number: 2444 Lab Number: 48403

Crop: Vegetable garden


Report Date: 11-Jan-07

These interpretations and recommendations are based upon soil test results and research/experience with the specified crop under Florida's growing conditions. We do not test soil for N as there is no meaningful soil test for predicting N availability. Thus, the N recommendation was developed from research that measured response of the indicated crop to applied N fertilizer. If you expect significant nutrient release from organic sources such as crop residues or organic amendments, estimate the amount mineralized and subtract that amount from the fertilizer recommendations given below to arrive at crop needs.

SOIL TEST RESULTS AND THEIR INTERPRETATIONS

Target pH: 6.5
pH (1:2 Sample:Water) 6.6
A-E Buffer Value: N/A

MEHLICH-1 EXTRACTABLE



PHOSPHORUS (ppm P) 63
POTASSIUM (ppm K) 148
MAGNESIUM (ppm Mg) > 406
CALCIUM (ppm Ca) > 4736

LIME AND FERTILIZER RECOMMENDATIONS

Crop: Vegetable Garden
Lime: 0.0 lbs per 100 sq. ft. (1 Ton = 2000 Lbs)
Nitrogen: 0.20 lbs per 100 sq. ft.
Phosphorus: (P Q)₅ 0 lbs per 100 sq. ft.
Potassium: (K Q)₂ 0 lbs per 100 sq. ft.

Footnotes are printed wherever applicable. These footnotes are an integral part of fertilization recommendations. Please read them carefully.

See Footnote(s): 1

Producer Soil Test

For further information contact:

TO:Varri, Sal
12847 SE Hwy 441
Okeechobee, FL 34974
Tel: 863-357-2747

Culbert, Dan
Okeechobee County Coop Extn Service
458 Hwy 98 N
Okeechobee, FL 34972-2303
Tel: 863-763-6469
Email: dfculbert@ifas.ufl.edu

Client Identification: Field 1

Set Number: 2444 Lab Number: 48403

Crop: Bean - Lima, pole, snap

Report Date: 11-Jan-07


These interpretations and recommendations are based upon soil test results and research/experience with the specified crop under Florida's growing conditions. We do not test soil for N as there is no meaningful soil test for predicting N availability. Thus, the N recommendation was developed from research that measured response of the indicated crop to applied N fertilizer. If you expect significant nutrient release from organic sources such as crop residues or organic amendments, estimate the amount mineralized and subtract that amount from the fertilizer recommendations given below to arrive at crop needs.

SOIL TEST RESULTS AND THEIR INTERPRETATIONS

Target pH: 6.5
pH (1:2 Sample:Water) 6.6
A-E Buffer Value: N/A

MEHLICH-1 EXTRACTABLE

PHOSPHORUS (ppm P) 63
POTASSIUM (ppm K) 148
MAGNESIUM (ppm Mg) > 406
CALCIUM (ppm Ca) > 4736



LIME AND FERTILIZER RECOMMENDATIONS

Crop: Bean - Lima, Pole, Snap
Lime: 0.0 lbs per acre (1 Ton = 2000 Lbs)
Nitrogen: 100 lbs per acre
Phosphorus: (P Q)₅ 0 lbs per acre
Potassium: (K Q)₂ 0 lbs per acre

Footnotes are printed wherever applicable. These footnotes are an integral part of fertilization recommendations. Please read them carefully.

See Footnote(s): 1 250 251 254

Producer Soil Test

For further information contact:

TO:Varri, Sal
12847 SE Hwy 441
Okeechobee, FL 34974
Tel: 863-357-2747

Culbert, Dan
Okeechobee County Coop Extn Service
458 Hwy 98 N
Okeechobee, FL 34972-2303
Tel: 863-763-6469
Email: dfculbert@ifas.ufl.edu

Client Identification: Field 2

Set Number: 2444 Lab Number: 48404

Crop: Vegetable garden

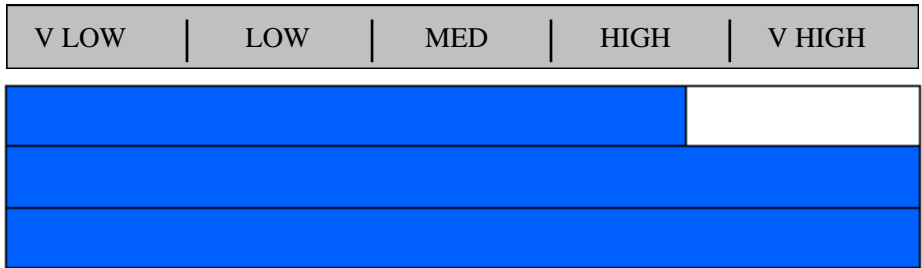
Report Date: 11-Jan-07

These interpretations and recommendations are based upon soil test results and research/experience with the specified crop under Florida's growing conditions. We do not test soil for N as there is no meaningful soil test for predicting N availability. Thus, the N recommendation was developed from research that measured response of the indicated crop to applied N fertilizer. If you expect significant nutrient release from organic sources such as crop residues or organic amendments, estimate the amount mineralized and subtract that amount from the fertilizer recommendations given below to arrive at crop needs.

SOIL TEST RESULTS AND THEIR INTERPRETATIONS

Target pH: 6.5
pH (1:2 Sample:Water) 7.5
A-E Buffer Value: N/A

MEHLICH-1 EXTRACTABLE



PHOSPHORUS (ppm P) 52
POTASSIUM (ppm K) 183
MAGNESIUM (ppm Mg) > 268
CALCIUM (ppm Ca) > 5412

LIME AND FERTILIZER RECOMMENDATIONS

Crop: Vegetable Garden
Lime: 0.0 lbs per 100 sq. ft. (1 Ton = 2000 Lbs)
Nitrogen: 0.20 lbs per 100 sq. ft.
Phosphorus: (P Q)₅ 0 lbs per 100 sq. ft.
Potassium: (K Q)₂ 0 lbs per 100 sq. ft.

Footnotes are printed wherever applicable. These footnotes are an integral part of fertilization recommendations. Please read them carefully.

See Footnote(s): 1

Producer Soil Test

For further information contact:

TO:Varri, Sal
12847 SE Hwy 441
Okeechobee, FL 34974
Tel: 863-357-2747

Culbert, Dan
Okeechobee County Coop Extn Service
458 Hwy 98 N
Okeechobee, FL 34972-2303
Tel: 863-763-6469
Email: dfculbert@ifas.ufl.edu

Client Identification: Field 2

Set Number: 2444 Lab Number: 48404

Crop: Bean - Lima, pole, snap


Report Date: 11-Jan-07

These interpretations and recommendations are based upon soil test results and research/experience with the specified crop under Florida's growing conditions. We do not test soil for N as there is no meaningful soil test for predicting N availability. Thus, the N recommendation was developed from research that measured response of the indicated crop to applied N fertilizer. If you expect significant nutrient release from organic sources such as crop residues or organic amendments, estimate the amount mineralized and subtract that amount from the fertilizer recommendations given below to arrive at crop needs.

SOIL TEST RESULTS AND THEIR INTERPRETATIONS

Target pH: 6.5
pH (1:2 Sample:Water) 7.5
A-E Buffer Value: N/A

MEHLICH-1 EXTRACTABLE



LIME AND FERTILIZER RECOMMENDATIONS

Crop: Bean - Lima, Pole, Snap
Lime: 0.0 lbs per acre (1 Ton = 2000 Lbs)
Nitrogen: 100 lbs per acre
Phosphorus: (P Q)₅ 0 lbs per acre
Potassium: (K Q) 0 lbs per acre

Footnotes are printed wherever applicable. These footnotes are an integral part of fertilization recommendations. Please read them carefully.

See Footnote(s): 1 250 251 254

Foot Notes

1/11/2007

Note # Description

1 Soil test values noted with a ">" sign exceeded the normal working range of our extraction method and are interpreted as high or very high for P, K, or Mg. No positive plant response to addition of the nutrient is likely. In some circumstances, addition of this nutrient to the soil could be detrimental to plant performance or to the environment.

250 Indicated fertilizer amounts, and the nutrients already in the soil, will satisfy the crop nutrient requirement for this cropping season. Fertilizer and water management are linked. Maximum fertilizer efficiency is achieved only with close attention to water management. Supply only enough irrigation water to satisfy crop requirements. Excess irrigation may result in leaching of N and K creating possible plant deficiencies. Overfertilization has been shown to reduce vegetable quality.

For subsurface irrigation, maintain a constant water table between 18 (at planting) and 24 inches (near harvest) below the top of the bed. Monitor water table depth and do not fluctuate, else N can be "scrubbed" from the root zone.

On soils that have not been in vegetable production within the past 2 years, or where micronutrients are known to be deficient, apply 5 lb Mn, 3 lb Zn, 4 lb Fe, 3 lb Cu, and 1.5 lb B/A. Use soil testing to monitor micronutrient status every 2 years. When deciding about micronutrient applications, consider micronutrients added to the crop via fungicides. Some micronutrients can build up in the soil -- avoid micronutrient toxicity.

Up to 40 lb/acre Mg might be needed when soil test is medium or lower in Mg. Mg can be supplied in fertilizer or from dolomitic limestone, when liming is recommended.

Calcium concentrations are typically adequate in most soils used continuously for vegetable production or where the Mehlich-1 Ca index is >300 ppm. Calcium is added during liming activities and from calcium carbonate present in irrigation water drawn from aquifers in Florida. These sources should be considered in the determination of Ca fertilizer needs.

251 For unmulched crops, fertilizer should be applied in split applications to reduce leaching losses and lessen danger of fertilizer burn. Broadcast all P₂O₅ and micronutrients, if any, and 25 to 30% of the N and K₂O in the bed at planting. Apply remaining N and K₂O in sidedress bands during the early part of the growing season.

Additional, supplemental sidedress applications of 30 lb N/A and 20 lb K₂O/A should be applied only if rainfall/irrigation amounts exceed 3 inches within a 3-day period or exceeds 4 inches within a 7-day period. Avoid mechanical damage to plants when applying fertilizers.

- 254 Use this rate of fertilizer per 100 linear bed feet even if you are using different bed spacing. For more information on fertilizer management and the use of Linear Bed Feet, see the following UF/IFAS publications SSP177 and HS743. These publications are available on the web at <http://edis.ifas.ufl.edu/CV001> and <http://edis.ifas.ufl.edu/WQ112>, or from county Extension offices.

